



LED Corporations Inc.  
3300 PGA Blvd. Suite 550  
Palm Beach Gardens, FL 33410  
LEDCorporations.com

**Request A Quote!** (800)560-7850

Sales@ledcorporations.com

## Description

Our RGB Landscape Lights come with a full five year warranty, and are rated for 50,000 hours. You can expect excellent performance from these powerful CREE chips, and have the peace of mind that they will endure years of service. These LED Landscape Lights can accentuate buildings, palm trees, signs, or other landscape light applications with the right color or white light.

## Features

- Energy saving LED Landscape Lights
- CREE LED Chips
- Environment Friendly
- Five Year Warranty
- Beam Angles 5°/12.5°/20°/30°/ 45°
- Working Temperature -25°C to +50° C
- Lifespan: 50,000 hours
- IP Rating: IP66
- PWM Color Control



## RGB LED LANDSCAPE LIGHTS



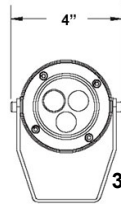
11W-20W



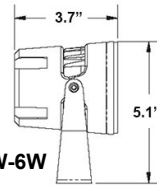
21W-30W



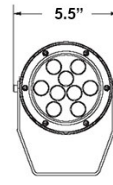
3.5W-6W



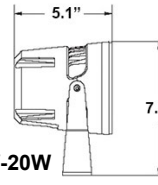
3.5W-6W



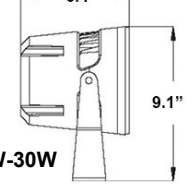
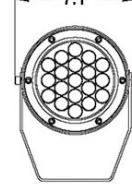
11W-20W



11W-20W



21W-30W



## Specifications

Product Number	Watts	Voltage	Chip Type	Dimensions	Weight	LED Color	Control	Beam Angle	Warranty
LC-LND-3.5W-1092	3.5W	DC12V	CREE	4.0"X3.7"X5.1"	1.8lbs	RGB	PWM	5°/12.5°/20°/30°/ 45°	5 Years
LC-LND-6W-1090	6W	DC12V	CREE	4.0"X3.7"X5.1"	1.8lbs	RGB	PWM	5°/12.5°/20°/30°/ 45°	5 Years
LC-LND-11W-1088	11W	DC12V	CREE	5.5"X5.1"X7.1"	4.3lbs	RGB	PWM	5°/12.5°/20°/30°/ 45°	5 Years
LC-LND-20W-206	20W	DC12V	CREE	5.5"X5.1"X7.1"	4.3lbs	RGB	PWM	5°/12.5°/20°/30°/ 45°	5 Years
LC-LND-21W-1085	21W	DC24V	CREE	7.1"X6.4"X9.1"	7.7lbs	RGB	PWM	5°/12.5°/20°/30°/ 45°	5 Years
LC-LND-30W-208	30W	DC24V	CREE	7.1"X6.4"X9.1"	7.7lbs	RGB	PWM	5°/12.5°/20°/30°/ 45°	5 Years

## Applications

Perfect for buildings, palm trees, signs, parks, and all other landscape light applications.

